






DuPage County COVID-19 School Metrics¹

DuPage County COVID-19 Community Transmission Level: **SUBSTANTIAL**
 Week 42, 10/11/2020-10/17/2020

COVID-19 School Metric	Value	Trend	Community Transmission Level by Metric
Illinois Department of Public Health (IDPH) County-Level Risk Metric Color Source: IDPH County Level COVID-19 Risk Metrics	Alert for one metric but remained BLUE (IDPH-defined) at any point in the last 4 weeks ²	Stable	Minimal
New Cases per 100,000 per Week² Source: IDPH County Level COVID-19 Risk Metrics	152 per 100,000 per week	 Up from 119 per 100,000 in Week 41	Substantial
Weekly Case Count Trend³ Source: IDPH COVID-19 County & School Metrics	Week 40 to Week 41 = +49.2% Week 41 to Week 42 = +28.4%		Substantial
Weekly Youth (<20 years old) Case Count Trend³ Source: IDPH COVID-19 County & School Metrics	Week 40 to Week 41 = +13.2% Week 41 to Week 42 = +31.4%		Moderate
Weekly Test Positivity² Source: IDPH COVID-19 County & School Metrics	7.6%	 Up from 6.0% in Week 41	Moderate
Neighboring/Regional Indicator Level⁴ Source: IDPH County Level COVID-19 Risk Metrics	Region 8 moved to Tier 1 mitigation		Substantial

Footnotes:

¹ Based on DuPage County Health Department “Return to School Framework” available at: www.dupagehealth.org/595/Schools-and-Daycares

² For Week 42 (10/11/2020-10/17/2020)

³ Weekly county case count trend for weeks 40-42 (9/27/2020-10/17/2020)

⁴ Increasing trend: any county turning orange and/or Region 8 moved to Tier 1 mitigation in most recent week; Stable trend: any county in orange for two or more consecutive weeks and/or Region 8 in Tier 1 mitigation for two or more consecutive weeks; Decreasing trend: no county in orange this week but orange in the past 4 weeks and/or Region 8 no longer in Tier 1 mitigation in the past week.